

Lesson 39 - Noah Obeyed God

Theme: Obedience

Aims

- * To learn the key points of the story
- * To learn about obedience

Key words: obey, disobey

Materials

Genesis 6-9
The Beginners Bible
Pictures cards of the story
scissors, coloured pencils, glue

Lesson Outline

1. Introduction
2. Read the story
3. Retell the story
4. Questions
5. Activities - cut-outs of the ark, memory game
6. Review the aims
7. Prayer

.....

1) Introduction

Today we will read the story of Noah and learn about obedience. Ask the children if they know what the words obey and disobey mean. Talk about what happens when they obey or disobey their parents. How do they feel? How do their parents feel? When children are good and listen to their parents, everybody is happy. When they don't, parents are sad. It is the same with God. Today's story is about what happened when most people forgot about God.

2) Noah's Ark story

Key points

- * People had become very bad and God was sad
- * There was one good man called Noah
- * God wanted to destroy all the bad people, except Noah and his family.
- * God told Noah to build an ark
- * He told him bring two of every animal into the ark
- * It rained for 40 days and nights
- * Everything was destroyed, except Noah's family and the animals

- * When the rain stopped Noah sent a dove out to find dry land
- * They all came safely out of the ark. God promised never again to make a flood and put a rainbow in the sky as a sign.

3) Retell the story

Ask the children to retell the story in their own words. Can they put the pictures in the correct order?

4) Questions

- * Why did God want to flood the earth? - *People had become very bad*
- * Why did God save Noah? - *He was a good man*
- * Who else did God save with Noah? - *His family and animals*
- * What did God promise? - *Never to make a flood again*

What can we learn from the story?

Just like Noah, when we obey and do the right thing we are happy and Gods blesses us. When we disobey and do the wrong thing, we are sad, our parents are sad and we may get punished in some way. Let us be like Noah and do the things that God likes

5) Activities

- * Make cut-outs of the ark
- * Play “Simon Says” as an obedience game
- * Sing “Arky-Arky”
- * Play the memory game using the picture cards to reinforce the story

6) Review the lesson aims

- * To learn the key points of the story
- * To learn about obedience

7) Prayer

Say a prayer to ask God to help us to be obedient.

Noah's Ark

Genesis 6-9

After Adam and Eve left the garden, many people were born. The people kept doing bad things, and they forgot about God. God did not like that. It made Him very sad.

There was one good man. His name was Noah. He loved God. He prayed every day and obeyed God. He lived with his wife. They had three sons. Their names were Shem, Ham, and Japheth.

God decided that He no longer wanted all the evil people on His earth. So He decided to send a great flood. The flood would be so big that all the people would be destroyed. But God wanted to save Noah because he was a good man. God told Noah to build a very large boat called an ark. He told him exactly how big to make it and what materials to use. Noah did exactly as God commanded him.

Then God told Noah to take two of every animal into the ark. He did. Then Noah, his wife, and his three sons and their wives also got into the ark, just as God commanded him.

After everyone was inside, the rain began to fall. And fall. And fall. The ark rocked this way and that way on the rising water. It rained for 40 days and 40 nights.


Finally, the rain stopped. Water covered everything! Noah and his family and all the animals were safe inside the ark. Every other living thing on the earth was destroyed by the floodwaters.

One day, Noah sent a dove to find land. It flew and flew but never found any. So it came back. One week later, Noah sent the dove out again. This time it brought him an olive leaf. Noah cheered, "It must have found land!"

The ark finally came to rest on the top of a mountain. God told Noah to leave the ark. Noah and his family thanked God. God put a beautiful rainbow in the sky. It was a sign of his promise to never flood the whole earth again.














My Book of God

(39)

Noah's Ark

8 pairs





Arky-Arky

God said to Noah, build me an arky, arky,
God said to Noah, build me an arky, arky,
Build it out of hickory barky, barky,
Children of the Lord.

Chorus:

Rise and shine, give God the glory, glory,
Rise and shine, give God the glory, glory,
Rise and shine, give God the glory, glory,
Children of the Lord.

The animals, they went in, they went in by
twosy, twosy; (sing twice)
Chimpanzees and kangaroosy-oosy,
Children of the Lord.

It rained and rained for forty daysy, daysy,(sing twice)
Animals went nearly crazy, crazy,
Children of the Lord.

Noah, he sent out, he sent out a birdy, birdy; (sing twice)
To bring back a piece of woody, woody,
Children of the Lord.


The ark it landed on Mount Aratty, atty; (sing twice)
Wasn't Noah a clever laddie, laddie,
Children of the Lord.

The animals they came out, they came out by threesy, threesy; (x2)
Chimpanzees and bumble beezy, beezy,
Children of the Lord.

That's not the end of, the end of the story, story; (sing twice)
Everything was hunky dory, dory,
Children of the Lord.

Noah's Ark Cut-Out

from Bible Crafts On A Shoestring Budget



This ark will teach the children that God's instructions should be obeyed.

MEMORY VERSE

Noah did everything Just as God commanded him. - Genesis 6:22

MATERIALS

- * two duplicated ark patterns
- * light brown and brightly colored card
- * brown crayons
- * glue, scissors

BEFORE CLASS

Duplicate the top ark pattern for each child. Using the bottom ark for a pattern, cut a second ark in pieces for each child from card. The top piece may be cut from a bright color. The other pieces should be light brown. Keep each ark pattern and its pieces separate from the others.

WHAT TO DO

1. Show the children a completed ark.
2. Let the children scribble color the light brown card pieces with brown crayons.
3. Place the paper arks face up, one in front of each child. Spread glue along the bottom edge of each pattern. Hand each child the bottom card piece of the ark. Help each child position his piece along the bottom of the paper ark.
4. Spread glue over the remainder of the bottom portion of the ark. Continue helping the children add ark pieces in order, from the bottom to the top. Hand them the appropriate pieces one at a time.
5. On the top square area, place glue only around the edge, so the door will open.
6. Show the children how to open the door to see the animals inside.
7. Glue ark, a rainbow and the words, "Noah Obeyed God" onto A4 paper

Compliment the children on carefully following your instructions. Say, Noah was a careful carpenter. God cared about Noah. God gave Noah instructions that would keep him safe. Noah was safe because he carefully followed God's instructions.

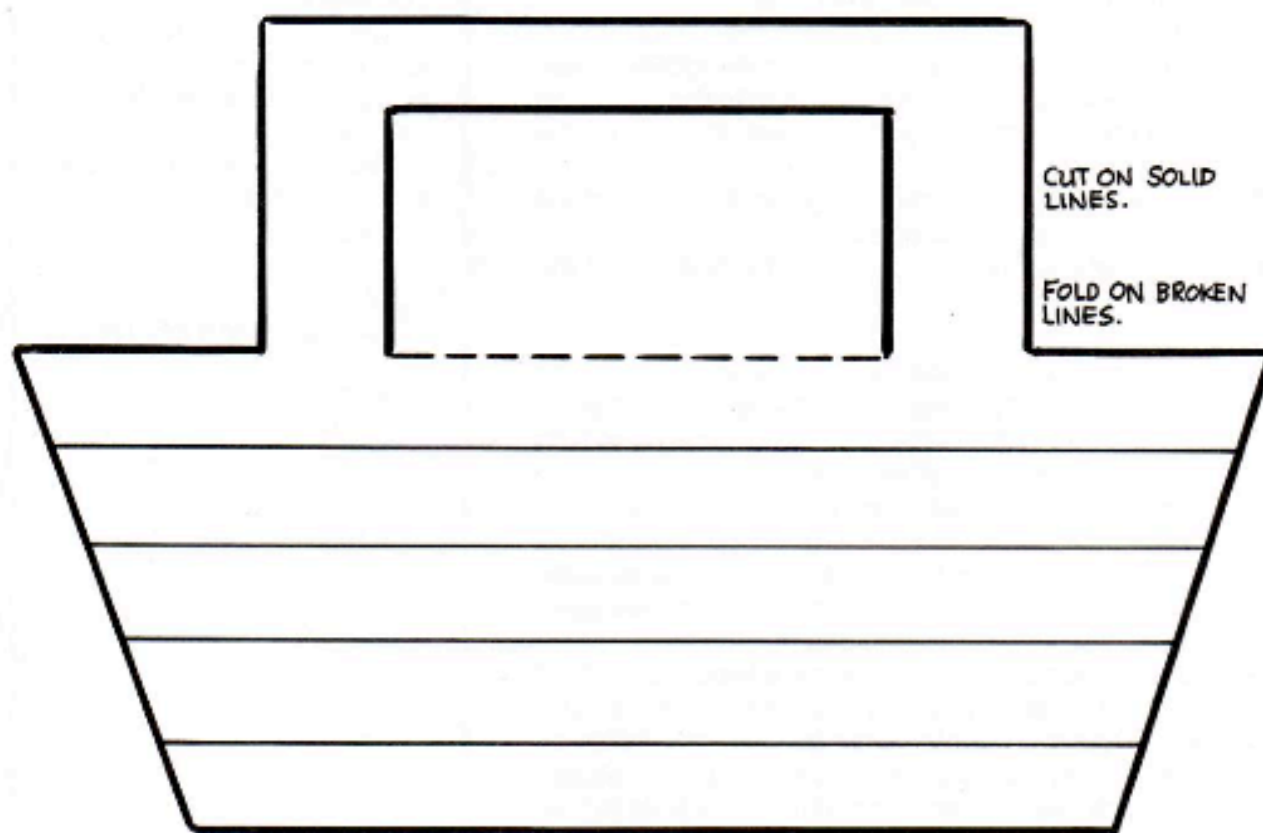

*Play 'Noah's Ark Go Fish'

Number of Players: 2 to 4

Object of Game: To collect the most sets of numbers. A set includes four matching cards of the same number and picture.

How to Play: Pick a dealer to shuffle and deal each player five cards. The rest of the deck is placed face-down in the center of the table. The player to the dealer's right starts the game by asking any other player for a specific card. For example, "Do you have any threes?" or "Do you have any lions?": The player who is asking must have at least one of the requested cards in their hand. If the player being asked has any cards with that number or picture requested, she/he must hand over all cards with that number or picture. If the asking player receives cards, they get to go again and ask any player for another type of card until they do not receive a match from another player. If the player asked does not have the card requested, she/he says "GO FISH!" and the asking player must pull a card from the stack. Once a player obtains four matching cards of the same type, they may remove those four cards from their hand and place them on the table.

End of Game: The game is over when one player runs out of cards in their hand or when the deck in the center is empty. The player with the most sets of cards wins the game! There are 4 cards in a set.



CUT ON SOLID
LINES.

FOLD ON BROKEN
LINES.

Noah obeyed God

